



DALHOUSIE
UNIVERSITY

FACULTY OF MEDICINE

A photograph of two women, one with dark hair and one with curly hair and glasses, both wearing dark blouses. They are looking at a document held by the woman with glasses. The image is overlaid with a semi-transparent blue filter. The woman with glasses has a name tag on her chest.

VOICE OF THE RESIDENT SURVEY

2020

medicine.dal.ca

The Voice of the Resident

(VotR) was developed to assess resident learning environments, resident wellness, teaching and learning, career planning and satisfaction, and resident diversity.

The 2020 survey was distributed via email to 619 residents. We received 246 responses, for a response rate of 39%.

This survey was originally developed by the University of Toronto Postgraduate Medical Education office and shared for modification and use by Dalhousie University.

GOAL

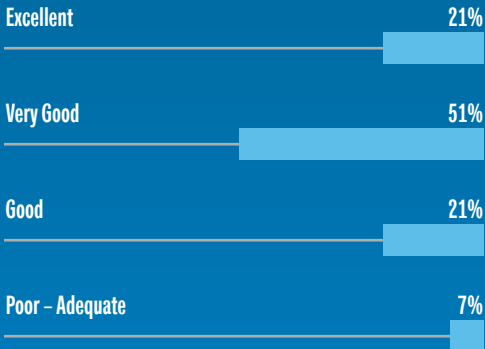
To improve the ability of PGME to deliver a high-quality resident training program.

OBJECTIVES

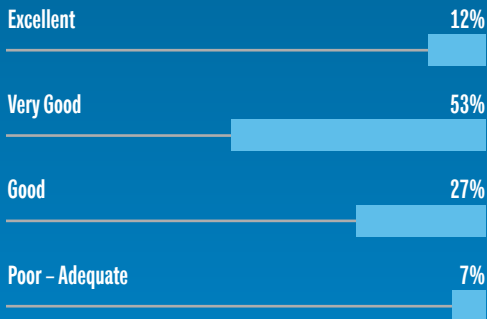
- Identify, measure and track key factors that influence the overall residency experience.
- Analyze linkages between the residency experience and residents' learning and delivery of patient care.
- Communicate study findings to the academic community, relevant Dalhousie Faculty of Medicine PGME decision-makers, and other PGME stakeholder groups, including residents.

EXPERIENCE AT DALHOUSIE / LEARNING & WORK ENVIRONMENT

How would you describe your
residency training experience
at Dalhousie University during the past
academic year (N=211)?



Thinking about the past year, how would you rate your **overall work environment** (N=212)?



Patient Safety (N=212)

5% in "disagree" and "strongly disagree" categories combined

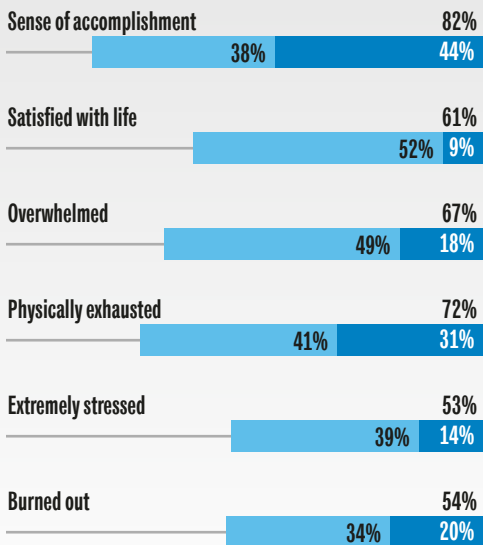
■ Agree - Agree strongly ■ Neutral



RESIDENT WELL-BEING

These days, **how often do you feel...**
(N=208)?

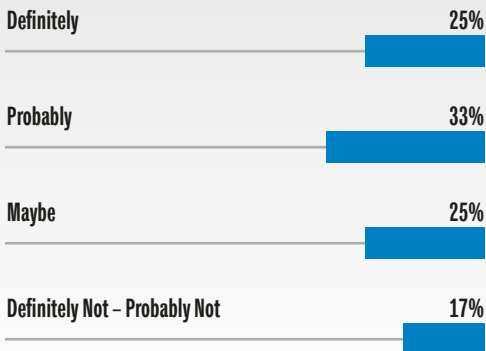
■ All or most of the time ■ Some of the time



In the past academic year, how often, if at all, have you **personally experienced harassment** during your residency program (N=195)?



If you re-lived your life, would you **still want to become a physician** (N=190)?



DIVERSITY

What is your **gender identity**? (N = 212)

**Note that other options (non-binary, trans, two-spirited, not sure/questioning, and prefer not to answer) were selected by 1% of respondents.*

56%

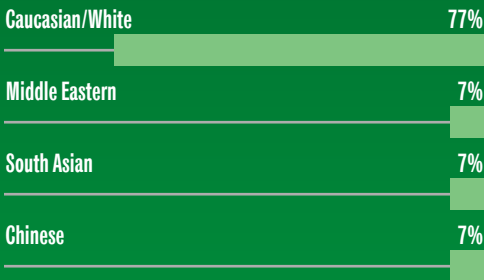
Female

43%

Male

Which of the following best describes your **race/ethnic background** (N=189)?

**Note that all other groups were selected by <5% of respondents.*



What is the approximate **amount of debt** that you have accumulated directly related to your medical studies (N=187)?

